



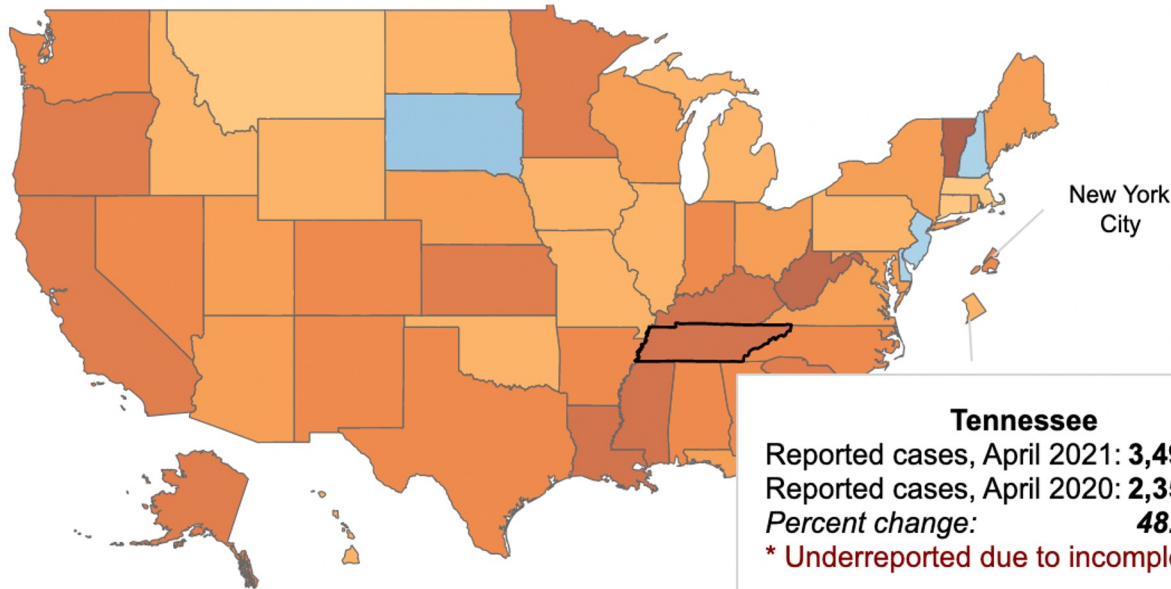
Medication Assisted Treatment in Corrections

Overdose Response Coordination Office

June 17, 2022, East TN Mayor's Summit

The Magnitude of the Problem

Figure 1b. Percent Change in Reported 12 Month-ending Count of Drug Overdose Deaths, by Jurisdiction: April 2020 to April 2021



Select predicted or reported number of deaths

- Predicted
- Reported

Percent Change for United States

27.2 ▲

Legend for Percent Change in Drug Overdose Deaths Between 12-Month Ending Periods



The Magnitude of the Problem

▼ Data Table for Figure 1b: Percent Change in 12 Month-ending Count of Drug Overdose Deaths, by Jurisdiction

Show entries

Search:

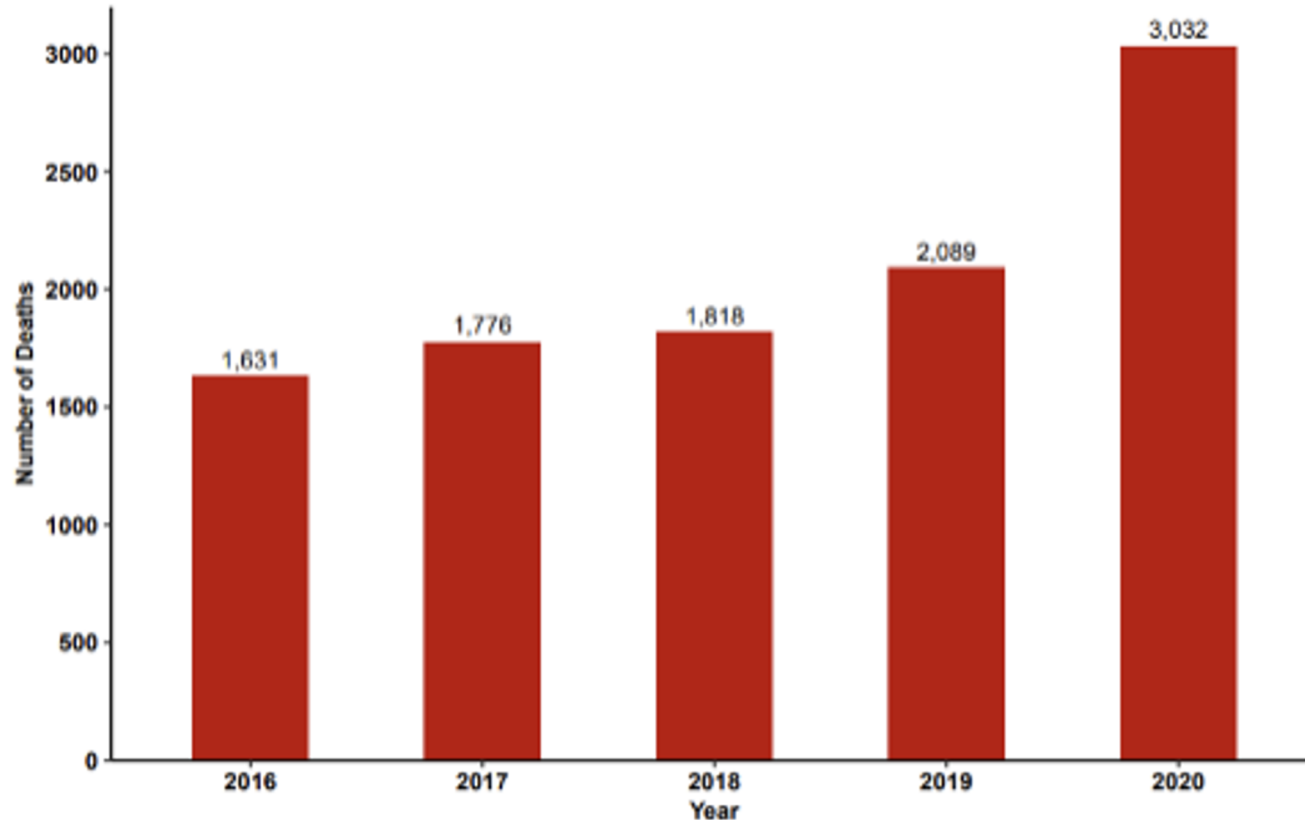
Jurisdiction	Reported or Predicted	Current 12 Month-ending	Previous 12 Month-ending	Percent Change	Footnote
Vermont	Predicted	211	114	85.1	* Underreported due to incomplete data.
West Virginia	Predicted	1564	965	62.1	* Underreported due to incomplete data.
Kentucky	Predicted	2273	1447	57.1	* Underreported due to incomplete data.
Louisiana	Predicted	2168	1388	56.2	* Underreported due to incomplete data.
Tennessee	Predicted	3476	2305	50.8	* Underreported due to incomplete data.
California	Predicted	10408	6948	49.8	* Underreported due to incomplete data.
Mississippi	Predicted	623	420	48.3	* Underreported due to incomplete data.
Virginia	Predicted	2332	1599	45.8	* Underreported due to incomplete data.

5th



The Magnitude of the Problem

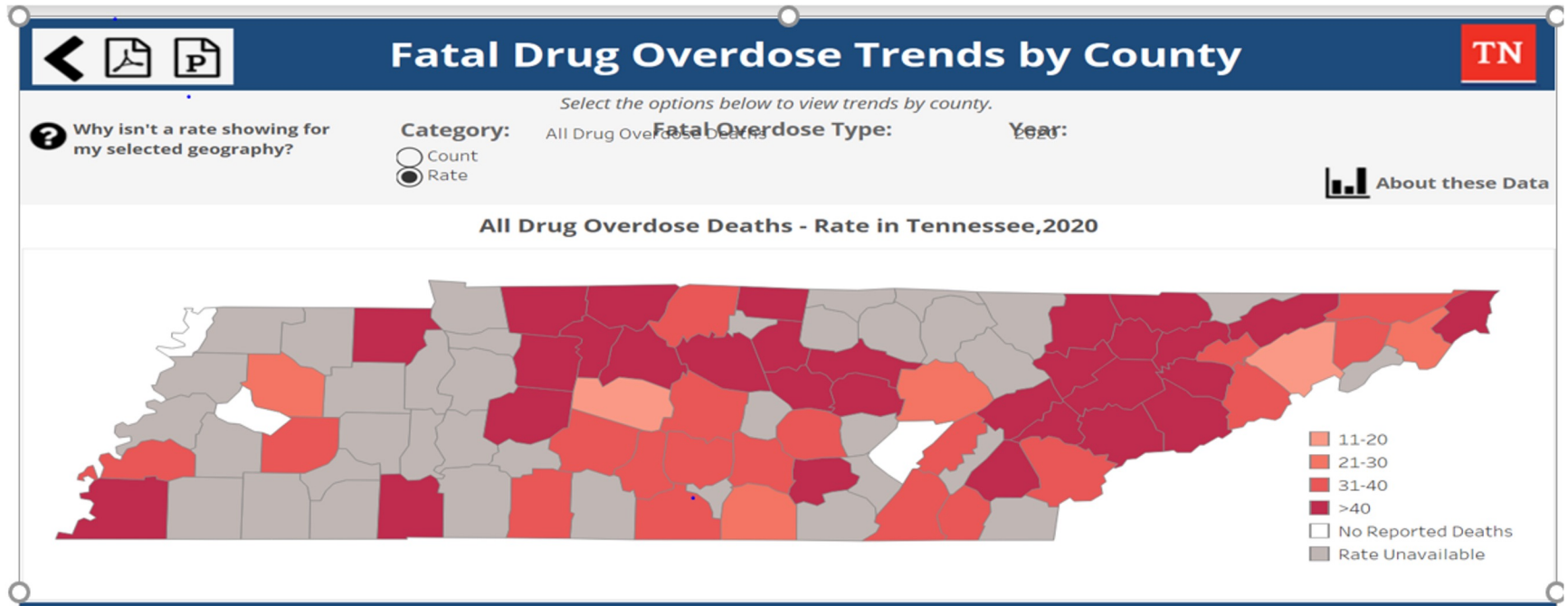
Drug Overdose Deaths in TN, 2016-2020



Analysis by the Office of Informatics and Analytics, TDH (last updated August 26, 2021). Limited to TN residents.
Data Source: TN Death Statistical File. [angular Snip](#)

The Magnitude of the Problem

Rate of All Drug Overdose Deaths, 2020



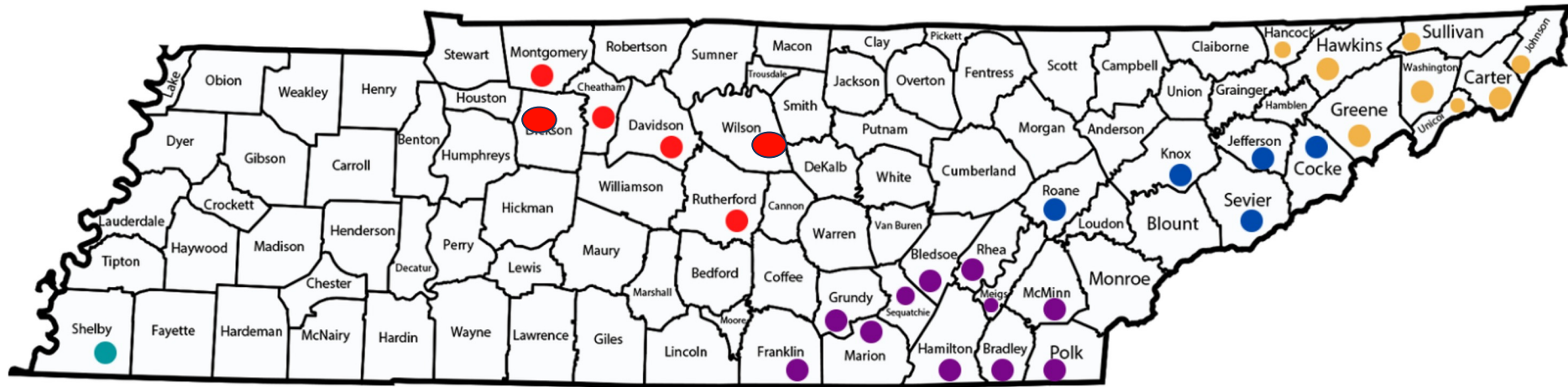
Statewide average= 46 per 100,000

Highest rates in Union, Knox, Roane and Anderson (80, 73, 73 and 74 respectively)

All counties in red exceed statewide average

High Impact Area Program Locations

HIA Counties



- **West HIA:** Shelby
- **Middle HIA:** Davidson, Montgomery, Cheatham, Rutherford, Dickson & Wilson
- **East HIA:** Knox, Cocke, Jefferson, Roane, & Sevier
- **NE HIA:** All counties
- **SE HIA:** All counties

Overdose Risk Among Incarcerated

- High prevalence of SUD among incarcerated [link](#), [link](#)
- Incarcerated populations are among the most at risk for overdose.
- Addiction and tolerance [link](#)
- Increased risk of overdose after release from incarceration [link](#),[link](#)

Evidence for MAT

- The standard of care for Opioid Use Disorder
- 3 FDA approved medications for OUD
- Studies demonstrating efficacy [link](#), [link](#), [link](#)



MAT in Corrections- the Outcomes

Growing body of evidence for MAT in corrections

- Rhode Island, [link](#)
- Franklin County, MA, [link](#)
- International Studies, [link](#), [link](#)



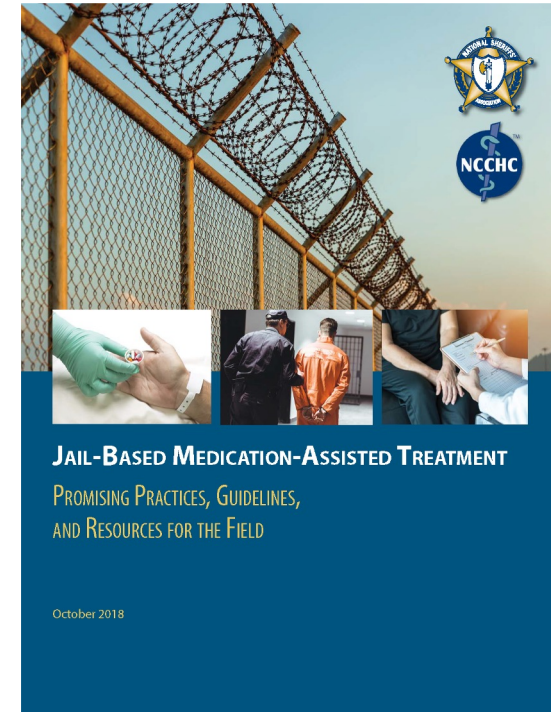
Medication-Assisted Treatment for Opioid Use Disorder in Jails and Prisons

A PLANNING & IMPLEMENTATION

Toolkit



NATIONAL COUNCIL FOR BEHAVIORAL HEALTH



Growing Support

- National Sheriff's Association
- National Commission on Correctional Healthcare
- American Correctional Association
- American Society of Addiction Medicine

Panel Presentation

Moderator-Jim Hart

Judge Duane Slone

Dr. Stephen Loyd

Sheriff Jeff Coffey

Candace Allen